



**RP180 Series - Medical Grade**

**IEC Inlet Single Stage Power Line Filter**

**RP180  
MEDICAL GRADE FILTER  
IEC INLET FROM 15 TO 20A**

**ROHS COMPLIANT**



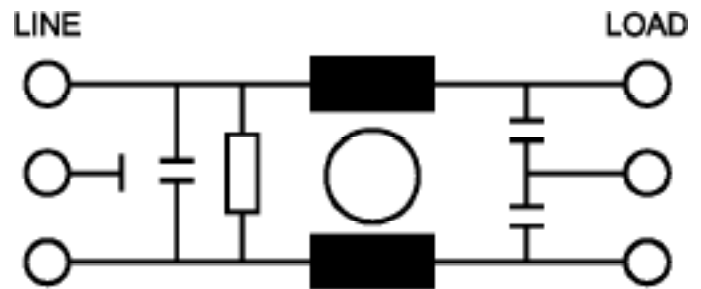
SPECIFICATIONS	
Operating Freq.	: 50/60Hz
Max. Operating Voltage	: 250V +10%
Ambient Temperature	: -25 to 40C
Climatic Category	: 25/100/21
Hipot Rating (L-G)	: 2121VDC
Plastic Mtg Force	: 18 LBS
Terminals (-T)	: QD: 0.25 Tabs
Safety Approvals	: cURus, EN60939
Typ. Weight, LBS (KG)	: 0.2 (0.1)

LEAKAGE CURRENT		
Y-cap, nF	mA, 120V/60Hz	mA, 250V/60Hz
0	0	0
.22	0.02	0.04
.47	0.04	0.08
1	0.09	0.18

PART NUMBER/ ORDERING			
RP180	-X (Amps)	-Y (Ycap, nF)	-T
	15	0	QD
	20	.22	
		.47	
		1	

**Note:** Use any combination of -Y with any -X (Amps) rating  
e.g. RP180-6-1-QD (6Amps with 1nF Ycap)

**SCHEMATIC**

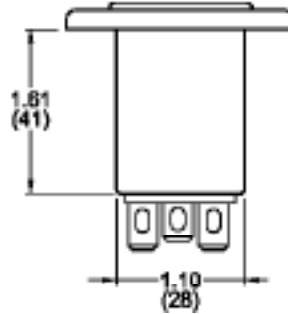
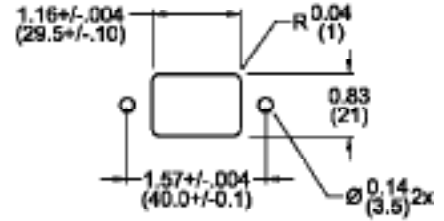
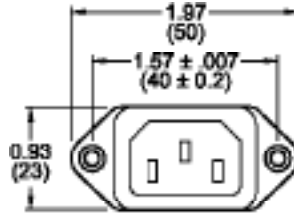


Reference purposes only.  
Specifications are subject to change.  
Consult factory to verify specifications.

## RP180

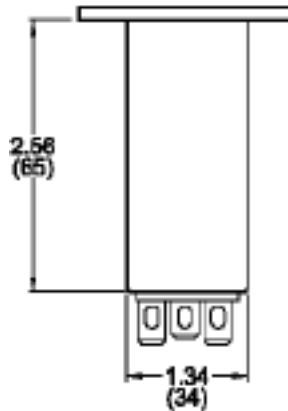
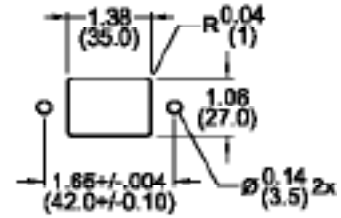
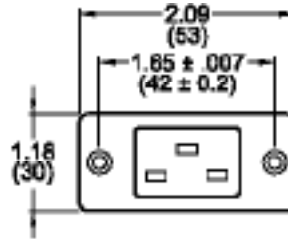
### Typical Insertion Loss, dB (50/50ohm) Mechanical Dimensions

#### 15 Amp



15 Amp					
FREQ (MHz)	.15	.5	1.0	10	30
CM(dB)	8	18	26	45	50
DM(dB)	10	18	22	50	50

#### 20 Amp



20 Amp					
FREQ (MHz)	.15	.5	1.0	10	30
CM(dB)	10	20	26	45	55
DM(dB)	14	24	30	55	55

TYPICAL TOLERANCE: +/-0.02 (0.50)

Reference purposes only.  
Specifications are subject to change.  
Consult factory to verify specifications.